



MASTER PROGRAM

4PLED 4 point LED driver master program

● = OUTPUT IS ON

○ = OUTPUT IS OFF

PAGE 1 OF 2


3 POINT ANIMATIONS

1.



DIP SWITCH SETTING

ACTION: 3 POINT SCINT
1 ON 2 OFF.




2.



DIP SWITCH SETTING

ACTION: 3 POINT SCINT
2 ON 1 OFF.



3.



DIP SWITCH SETTING

ACTION: 3 POINT
ALL ON / ALL OFF.




4.



DIP SWITCH SETTING

ACTION: 3 POINT BACK
AND FORTH 1 ON 2 OFF.




5.



DIP SWITCH SETTING

ACTION: 3 POINT BACK
AND FORTH 2 ON 1 OFF.

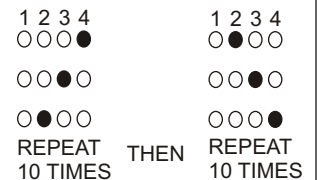


6.



DIP SWITCH SETTING

ACTION: 3 POINT SCINT
1 ON 2 OFF 10X FORWARD
10X BACKWARD.



7.



DIP SWITCH SETTING

ACTION: 3 POINT
RANDOM.

